
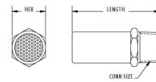


END FLOW MUFFLERS

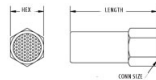


END FLOW MUFFLERS

Male - 1/8" - 2"



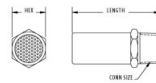
Female - 1/8" - 1/2"



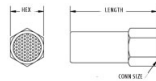
DIRECTIONAL FLOW IN A COMPACT DESIGN

- Specifically designed for directing the flow of exhaust air in a single direction
- Discharges exhaust air axially through a unique honey-combed end cap that disperses the air blast and dampens exhaust noise
- Lightweight and small, standard model is constructed of zinc-plated steel
- All stainless steel construction available for very corrosive or sensitive situations
- Ideal for use in most locations ... facing any direction
- Recommended for pressures up to 125 psi (8.6 Bar)

Male - 1/8" - 2"



Female - 1/8" - 1/2"



Conn Size	Model Type	Standard Construction			All Stainless Steel	
		Male NPT	Male BSPT	Male NPT	Dimensions	
		Item Number	Item Number	Item Number	Hex	Length
1/8	D18	0153018	0551018	0507018	.43	1.37
1/4	D28	0153028	0551028	0507028	.56	1.75
3/8	D38	0153038	0551038	0507038	.69	2.20
1/2	D48	0153048	0551048	0507048	.87	2.75
3/4	D68	0153068	0551068	0507068	1.06	3.15
1	D88	0153088	0551088	0507088	1.31	3.87
1-1/4	D108	0153108	-	-	1.68	4.50
1-1/2	D128	0153128	-	-	2.00	5.00
2	D168	0153168	-	-	2.37	5.50

Conn Size	Model Type	Female - Standard Construction		
		Female NPS	Dimensions	
		Item Number	Hex	Length
1/8	D18	0253018	.56	1.75
1/4	D28	0253028	.69	2.20
3/8	D38	0253038	.87	2.75
1/2	D48	0253048	1.06	3.15